

THERMAL IMAGING INSPECTION SERVICES

We provide thermal imaging inspection services. We can work as a value added service in addition to your existing home/commercial property inspector, or provide a full range of inspection services.

We can do residential and commercial real estate transaction inspections as well as energy loss, plumbing, electrical, and flat roof inspections to help protect investments you've already made.

Real Estate Investors, you already know what type of roof, foundation and siding your potential investment has! Ask about our walk through and basic inspections.

13 years construction
industry experience
NACHI certified



InVision Imaging Services LLC
Terry G. Sritthem, Owner
2155 Wesley St
Salina, Kansas 67401-6845
Phone: 785-643-0800

The logo for InVision Imaging Services LLC. It is a circular emblem with the company name 'InVision Imaging Services LLC' around the top edge and 'Thermal Imaging' in the center. The bottom edge of the circle contains the text 'Commercial Property Services'.

Inspected Once
Inspected Right!

Thorough—Professional Infrared Home Inspection Services

Comprehensive Room by
Room Thermal Inspections
reveal issues such as:

Roof Leaks
Termites and Rodents
Plumbing Leaks
Water Heater Mineral Buildup
Electrical Problems
Air Infiltration
Insulation Problems
HVAC Function
Moisture/Mold
Gas Leaks



InVision Imaging Services LLC
www.theeyes.biz
info@theeyes.biz
785-643-0800

Thermal Imaging for Home Inspection

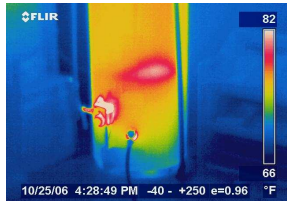
Infrared (IR) inspection is a powerful and *Non-invasive* means of inspecting and diagnosing the condition of buildings - residential or commercial. It can quickly identify problem areas not seen by the naked eye and eliminates older, more costly inspection techniques that require lots of labor and destructive probing.

Moisture detection.



Energy Loss.

Electrical Problems



Plumbing System Problems.


All these issues would have been invisible without the use of thermal imaging.

Thermal Imaging for Home Inspectors Internal/External Issues



Usually, water infiltration comes from the outside in.

Here we see a leaky dishwasher allowing water to leak from the inside out.




This would be virtually impossible to find until it was very advanced and had also caused damage to the lower units.

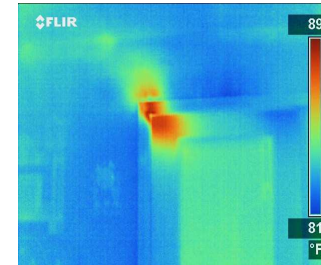
This increasingly costly repair would have gone un-noticed and unreported without thermal imaging.

Pictures Courtesy of FLIR Inc.

Thermal Imaging does not allow the inspector to see behind walls... It does, however, allow the inspector to see very slight (as low as 1/10th of a degree) differences in the radiated heat from a surface.




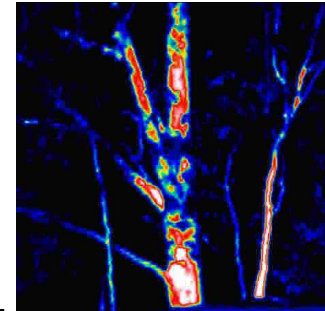
Additional uses for Thermal Inspection



Insulation Evaluation
Here we see hot air infiltration leaking past damaged weather stripping. Doors and windows are a major cause of energy loss.

Pest infestation

A termite nest in a tree. Termite activity causes heat which is seen in IR light. Termite activity can also be seen in walls and structural members.



Rats in a crawlspace. Nice to know before going in there!

Commercial Property

Water has infiltrated the roof and is sitting between the layers of the built up flat roof.



Copyright 2006, National Association of Certified Home Inspectors

InVision Imaging Services LLC
www.theeyes.biz
info@theeyes.biz
785-643-0800

Terry G. Stithem, Owner
2155 Wesley St
Salina, Kansas 67401-6845
Phone: 785-643-0800